





COLLINGWOOD
LIGHTING

01604 495 151
collingwoodlighting.com

 /collingwoodlighting

 /collingwoodlighting

 collingwoodled

PLDM70011

700mA Driver

FEATURES

IP rating	IP20
Wattage	N/A
Intended light source	LED

INSTALLATION INFORMATION

Double Insulation	Yes
Bathroom zone	0
Inrush Current	15A 0.5ms
Efficiency	>80%
Construction Material	Black Polycarbonate, UL94-V0 Rated
Weight	70g
SELV	Yes
Electric Class (1, 2, 3)	2

GUARANTEE / WARRANTY

7 Year Extended Warranty

FEATURES & BENEFITS

Ideal for use with the Collingwood landscape range

Compatible with Leading and Trailing Edge dimmers

700mA driver

ACCESSORIES

No accessories required


PRODUCT CODES

Product code	Description
PLDM70011	Dimmable 700mA power supply


ELECTRICAL CHARACTERISTICS

Wattage	Input (mA)	Input (V)	Drive Current (mA)	Output (V)	Power factor
N/A	0.05A	220-240V AC	700mA	12V	>0.95

78mm



28mm



50mm