



BULKHEADS SPECIFICATION SHEET




**COLLINGWOOD
LIGHTING**

01604 495 151
collingwoodlighting.com

 /collingwoodlighting

 /collingwoodlighting

 collingwoodled

WL94

IP44 LED Bulkhead

FEATURES

IK rating	IK07
IP rating	IP44
Colour flexibility	Colour switchable
Sensor	Microwave
Dimmable	No
Input	220-240V 50/60Hz
LED Lifetime	35,000h L70 B50
CRI	>80Ra
SDCM	6
Flicker Free	Yes
Emergency version available	Yes

INSTALLATION INFORMATION

Install Connector Type	4 ways, push-fit
Bathroom zone	2
Inrush Current	9.8A 50µs
Construction Material	Polycarbonate Galvanized steel Bracket
Weight	830g
Maximum ambient temperature	-20° to 40°C
Electric Class (1, 2, 3)	2

WIRING INFORMATION

Cable / Flying Lead	Push-fit terminals 1.5mm ² max.
Type of Wiring Required	Parallel

ACCESSORIES

No accessories required

GUARANTEE / WARRANTY

3 year extended warranty

FEATURES & BENEFITS

Colour switchable - 3000K, 4000K & 6500K, via a switch under the back cover

Up to 111lm/W efficacy offers low running costs

IP44 rating makes it suitable for use in kitchens and bathrooms

Diffuser design makes a halo effect on the wall or ceiling

Easy access push fit terminals

Innovative clip-on bracket design

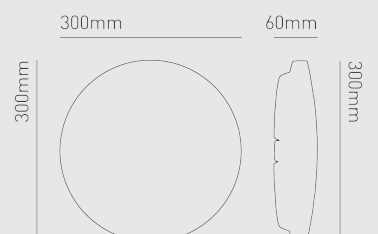
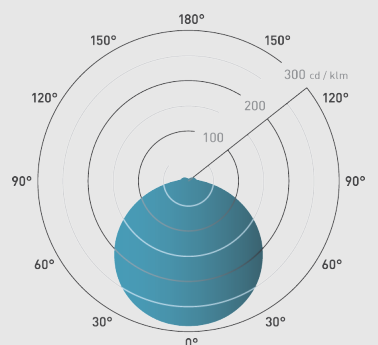
Straight to mains

IP44 grommets included

Microwave step-dim dusk-dawn sensor, which is programmable by dip switches, saving energy by having it on only when needed

Emergency versions available. Lumen output in EM mode = 220lm

Beam angle: 120°







**COLLINGWOOD
LIGHTING**


PHOTOMETRICS @ 25°C

Product code	Finish	Feature I	Wattage	Colour	Beam angle	lm	lm/W	lx @ 1m
WL9410SCS	White	Standard	10W	3000K	120°	1000	100	288
WL9410SCS	White	Standard	10W	4000K	120°	1100	110	317
WL9410SCS	White	Standard	10W	6500K	120°	1100	110	317
WL9410ECS	White	Emergency	10W	3000K	120°	1000	100	288
WL9410ECS	White	Emergency	10W	4000K	120°	1100	110	317
WL9410ECS	White	Emergency	10W	6500K	120°	1100	110	317
WL9410MCS	White	Microwave Sensor	10W	3000K	120°	1000	100	288
WL9410MCS	White	Microwave Sensor	10W	4000K	120°	1100	110	317
WL9410MCS	White	Microwave Sensor	10W	6500K	120°	1100	110	317
WL9410CCS	White	Microwave and Emergency	10W	3000K	120°	1000	100	288
WL9410CCS	White	Microwave and Emergency	10W	4000K	120°	1100	110	317
WL9410CCS	White	Microwave and Emergency	10W	6500K	120°	1100	110	317
WL9418SCS	White	Standard	18W	3000K	120°	1800	100	518
WL9418SCS	White	Standard	18W	4000K	120°	2000	111	576
WL9418SCS	White	Standard	18W	6500K	120°	2000	111	576
WL9418ECS	White	Emergency	18W	3000K	120°	1800	100	518
WL9418ECS	White	Emergency	18W	4000K	120°	2000	111	576
WL9418ECS	White	Emergency	18W	6500K	120°	2000	111	576
WL9418MCS	White	Microwave Sensor	18W	3000K	120°	1800	100	518
WL9418MCS	White	Microwave Sensor	18W	4000K	120°	2000	111	576
WL9418MCS	White	Microwave Sensor	18W	6500K	120°	2000	111	576
WL9418CCS	White	Microwave and Emergency	18W	3000K	120°	1800	100	518
WL9418CCS	White	Microwave and Emergency	18W	4000K	120°	2000	111	576
WL9418CCS	White	Microwave and Emergency	18W	6500K	120°	2000	111	576

01604 495 151
collingwoodlighting.com

 /collingwoodlighting

 /collingwoodlighting

 collingwoodled

WL94

The IP44 bulkhead range is designed and developed for use as a general purpose fitting and commonly used in kitchens, bathrooms, corridors and stairwells. The product is colour switchable via a switch under the back cover, with 3000K, 4000K and 6500K options. Microwave sensor and emergency pack options are also available, further extending the scope of suitable installation environments.