



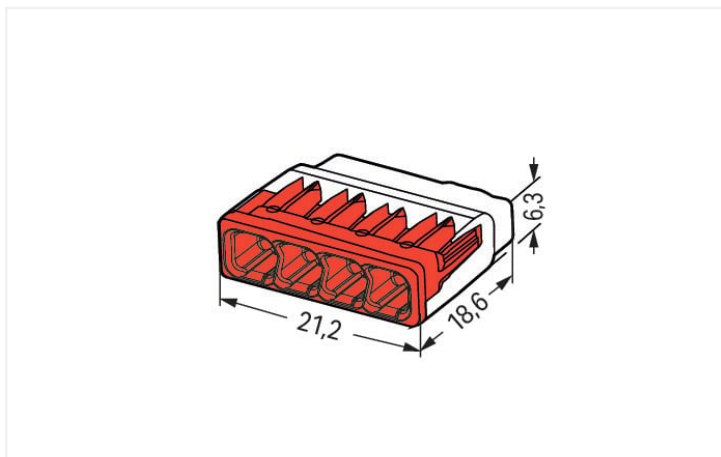
## Data Sheet | Item Number: 2773-404

COMPACT splicing connector; for solid and stranded conductors; max. 4 mm<sup>2</sup>; 4-conductor; transparent housing; red cover; Surrounding air temperature: max 85°C (T85); 4,00 mm<sup>2</sup>; transparent

<https://www.wago.com/2773-404>



Color:  transparent



Dimensions in mm

### Advantages:

- Convenient wiring via extremely compact design
- Push-in termination of up to eight solid and stranded conductors
- Conductor range: 0.75 ... 4 mm<sup>2</sup> "s" and 1.5 ... 4 mm<sup>2</sup> "st"
- Any combination of conductor sizes is possible
- PUSH WIRE® connection terminates solid ("s+str") copper conductors

### Electrical data

Ratings per	IEC/EN 60998		
Overvoltage category	III	III	II
Pollution degree	3	2	2
Nominal voltage	-	-	450 V
Rated surge voltage	-	-	4 kV
Rated current	-	-	32 A

Approvals per	UL 486C		
Use group	B	C	D
Rated voltage	-	-	-
Rated current	-	-	-

### Connection data

Connection points	4
Total number of potentials	1

Connection 1	
Connection technology	PUSH WIRE®
Actuation type	Push-in
Connectable conductor materials	Copper
Solid conductor	0.75 ... 4 mm² / 20 ... 12 AWG
Stranded conductor	1.5 ... 4 mm² / 18 ... 12 AWG
Conductor diameter	1.6 ... 2 mm / 20 ... 12 AWG
Strip length	13 mm / 0.51 inches
Wiring direction	Side-entry wiring

Physical data	
Width	21.2 mm / 0.835 inches
Height	6.3 mm / 0.248 inches
Depth	18.6 mm / 0.732 inches

Material data	
Note (material data)	<a href="#">Information on material specifications can be found here</a>
Color	transparent
Cover color	red
Material group	IIIa
Insulation material	Polycarbonate (PC)
Flammability class per UL94	V2
Fire load	0.018 MJ
Weight	2.1 g

Environmental requirements	
Ambient temperature (operation)	+85 °C
Processing temperature	-35 ... +60 °C
Continuous operating temperature	-40 ... +105 °C
Temperature marking per EN 60998	T85



Commercial data	
ETIM 8.0	EC000446
ETIM 7.0	EC000446
PU (SPU)	800 (80) pcs
Packaging type	Box
Country of origin	DE
GTIN	4055143918985
Customs tariff number	85369010000

Environmental Product Compliance	
CAS-No.	131651-65-5 144317-44-2 220133-51-7 220689-12-3 25628-08-4 29420-49-3 375-73-5 503155-89-3 507453-86-3 68259-10-9
REACH Candidate List Substance	Perfluorobutane sulfonic acid (PFBS) and its salts
RoHS Compliance Status	Compliant, With Exemption

**Environmental Product Compliance**

RoHS Exemption	7(a) 7(c)-I 7(c)-II
SCIP notification number (Austria)	7afaf847-d50b-4ed7-a8e7-4cc08ec03de7
SCIP notification number (Belgium)	d874ceea-a3d5-4949-9773-1693a2346be0
SCIP notification number (Bulgaria)	91ee294b-5755-485d-833e-ea9bccf9161a
SCIP notification number (Czech Republic)	bc2a1cfd-7e56-491e-9917-d13837be5223
SCIP notification number (Denmark)	2f845ee0-5917-4a74-ba9d-4679a707fb41
SCIP notification number (Finland)	33031dc6-e1e6-4720-94a9-216e7d355f3a
SCIP notification number (France)	09a526dd-1342-4f53-84ae-bdab694bd4fb
SCIP notification number (Germany)	5935b451-ffe1-4a6b-b153-05a59d108178
SCIP notification number (Hungary)	ff10e7fd-d057-4ea4-9c54-473782e4921c
SCIP notification number (Italy)	78d57b5b-cef6-46c4-a54d-33bccca15c83f
SCIP notification number (Netherlands)	42ae8491-6f31-47e9-914a-d4a30a87ec5b
SCIP notification number (Poland)	6b83b362-e0fe-426a-9833-a6da0fb4dda1
SCIP notification number (Romania)	74125526-721c-4352-be51-d74864f8ffa6
SCIP notification number (Sweden)	d24216b2-ead7-4b13-816a-3ae1a8b06643

**Approvals / Certificates**

General approvals			Declarations of conformity and manufacturer's declarations		
 					
Approval	Standard	Certificate Name	Approval	Standard	Certificate Name
KEMA/KEUR DEKRA Certification B.V.	EN 60669	71-101844	EU-Declaration of Confor- mity WAGO GmbH & Co. KG	-	-
UL Underwriters Laboratories Inc.	UL 467	20180215-E201573	UK-Declaration of Confor- mity WAGO GmbH & Co. KG	-	-

**Downloads**

Environmental Product Compliance	
Compliance Search	
Environmental Product Compliance 2773-404	↓

**CAD/CAE-Data**

CAD data	
2D/3D Models 2773-404	↓

**1 Compatible Products**

**1.1 Optional Accessories**

**1.1.1 General accessories**

### 1.1.1.1 Moisture protection



**Item No.: 207-1331**

Gelbox; Branch; for cables; with gel; 221, 2x73 Series; max. 4 mm<sup>2</sup> connectors; without splicing connectors; Size 1; gray

### 1.1.2 Mounting adapter

#### 1.1.2.1 Mounting accessories




**Item No.: 2773-500**

Mounting carrier; for single- and double-row con.; 2773 Series; for DIN-35 rail mounting/screw mounting; orange

## Installation Notes

### Conductor termination




Strip solid or stranded conductor to 13 mm (0.51 inch).

The transparent housing shows if conductors are fully inserted; within the colored base, a clear port shows if the conductor's strip length is correct. Conductors are correctly stripped if the clear port shows no bare conductor on the unprinted connector side. Picture shows center conductor with exceeded strip length.

Termination: Insert the stripped conductor until it hits the backstop.

Removal: Hold solid conductor to be removed and twist alternately left and right while pulling the connector.



Solid conductors are inserted into the connector by simply pushing them in.


Stranded conductors are inserted into the connector by simply pushing them in.

### Testing



Testing via test port opposite to conductor entry.

## Application



Thanks to their flat and compact design, these connectors are ideal for wiring in flush-mount switch boxes.



With six variants, always have the right connector.